


Snakes and Ladders









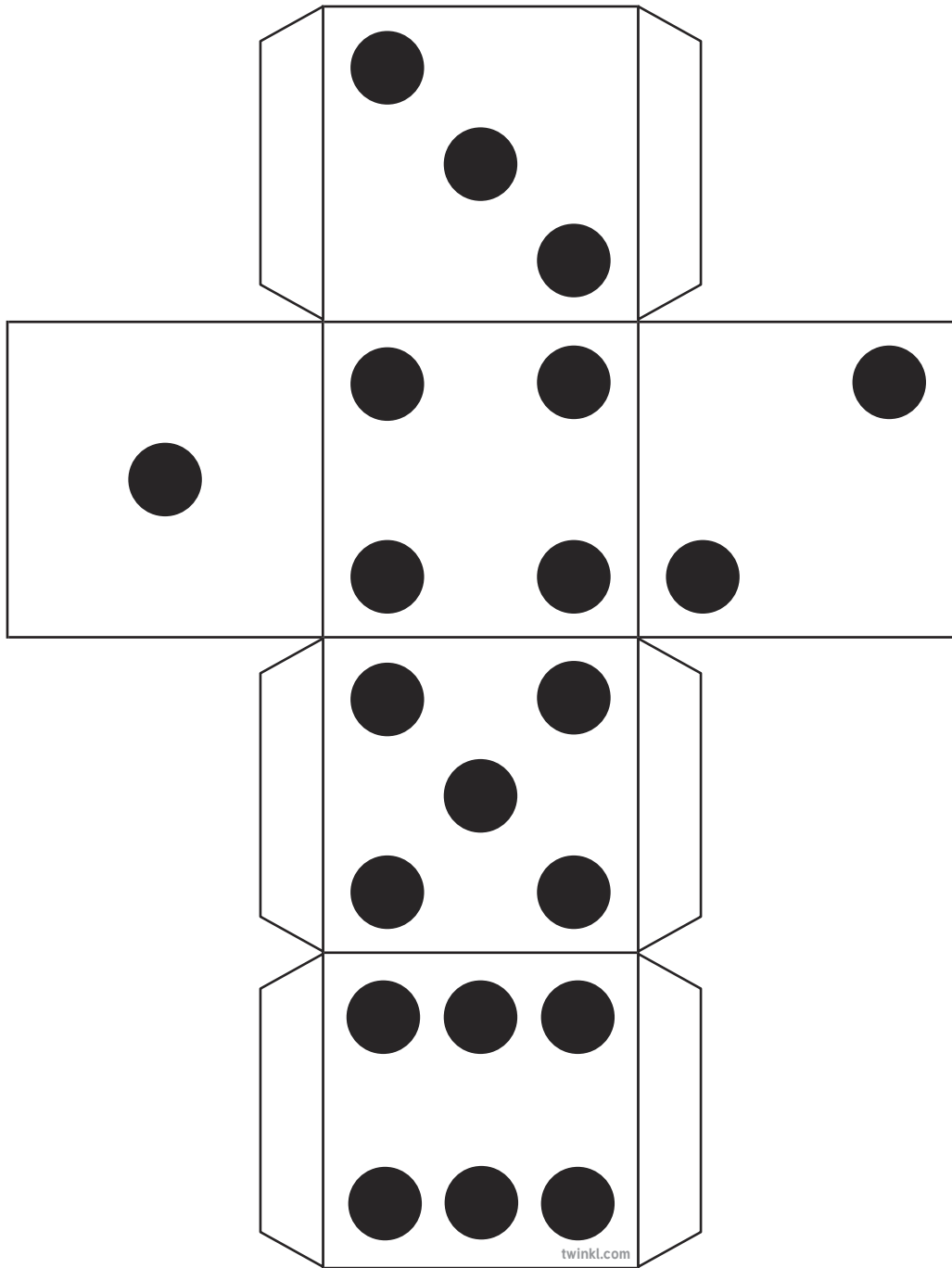
You will need...

- The Snakes and Ladders Board Game board
- A die
- A counter per player


How to play...

1. Players take it in turns to roll the die. The player with the highest number goes first, the person with the second highest goes second and so on.
2. The player moves the counter the number of spaces shown on the die, then solves the sum. If they answer correctly, they stay there. If not, they move back to the square they came from.
3. If a player lands on a snake's head, the player's counter slides down to the square at the snake's tail.
4. If a player lands on the bottom of a ladder, the player's counter climbs up to the square at the top of the ladder.
5. The first player to reach 25 is the winner!

$9+1=$ 21	$10-4=$ 22	$7+2=$ 23	$9-7=$ 24	Finish 25
$5+1=$ 20	$7-2=$ 19	$2+5=$ 18	$5-3=$ 17	$9-6=$ 16
$8-2=$ 11	$3+7=$ 12	$5+5=$ 13	$10-4=$ 14	$6+2=$ 15
$3+5=$ 10	$6+2=$ 9	$7-6=$ 8	$4+3=$ 7	$6+4=$ 6
Start 1	$1+4=$ 2	$9-3=$ 3	$4+5=$ 4	$3-2=$ 5



Snakes and Ladders



You will need...

- The Snakes and Ladders Board Game board
- A die
- A counter per player

How to play...

1. Players take it in turns to roll the die. The player with the highest number goes first, the person with the second highest goes second and so on.
2. The player moves the counter the number of spaces shown on the die, then solves the sum. If they answer correctly, they stay there. If not, they move back to the square they came from.
3. If a player lands on a snake's head, the player's counter slides down to the square at the snake's tail.
4. If a player lands on the bottom of a ladder, the player's counter climbs up to the square at the top of the ladder.
5. The first player to reach 25 is the winner!

10 21	1 22	9 23	2 24	Finish 25
6 20	5 19	7 18	2 17	3 16
6 11	10 12	10 13	6 14	8 15
8 10	8 9	1 8	7 7	10 6
Start 1	5 2	6 3	9 4	1 5